

1 Skygate

- Best for both terminals and if you need to multi-task
- Park for up to 2 hours
Cafes and dining options
- DFO Brisbane, 160+ specialty stores
Woolworths open 24/7
Golf Driving range

2 BNE Service Centre

- Best for both terminals and if you need to fuel up
- 24/7 Service Station
- 24/7 McDonalds and other dining options
- Park for up to 2 hours

3 Sir Charles Kingsford Smith Memorial

- Best for International Terminal pick-up
- Home of the Southern Cross aircraft and memorial to Sir Charles Kingsford Smith
- Park for up to 2 hours



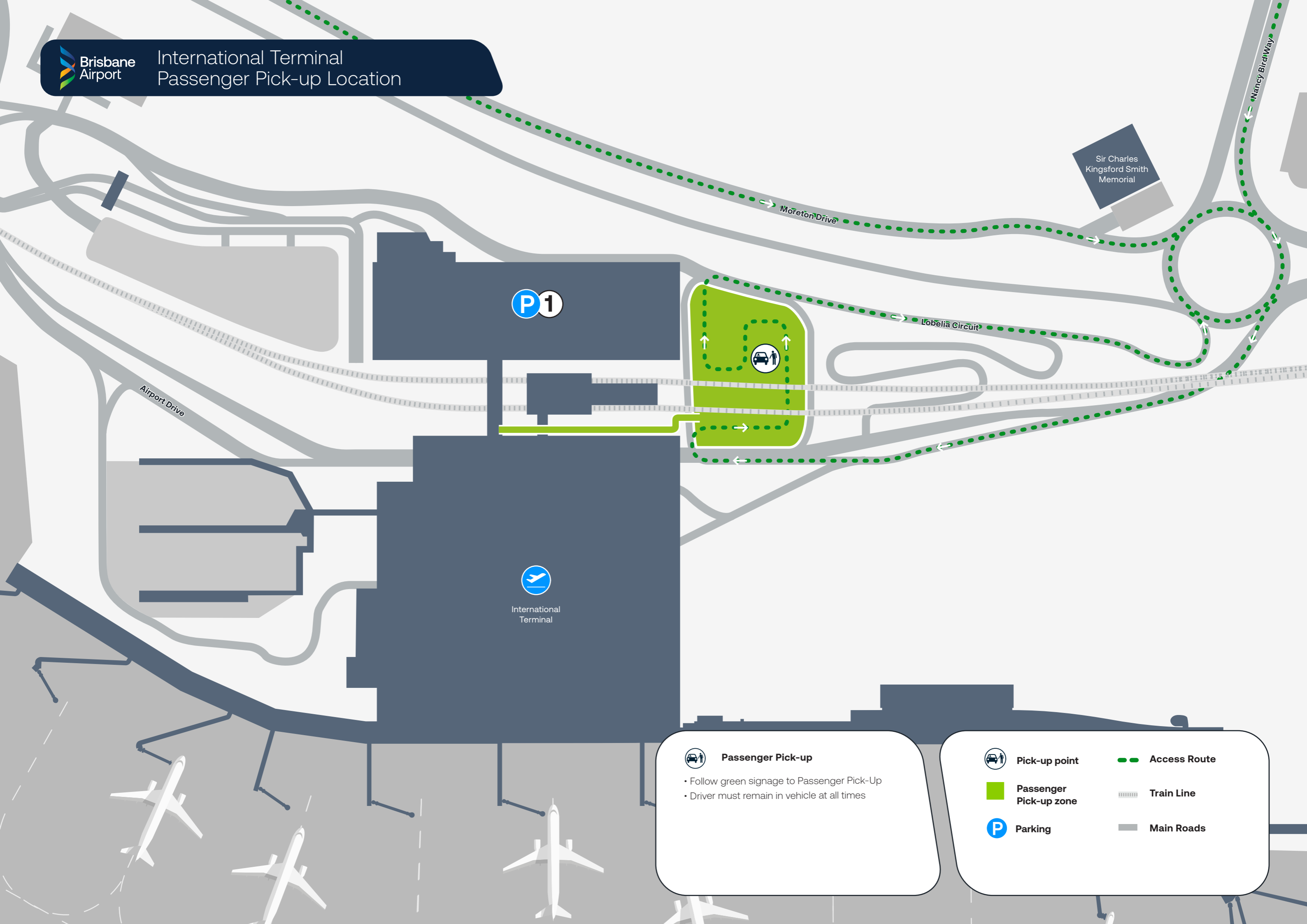
Terminals




Train Line









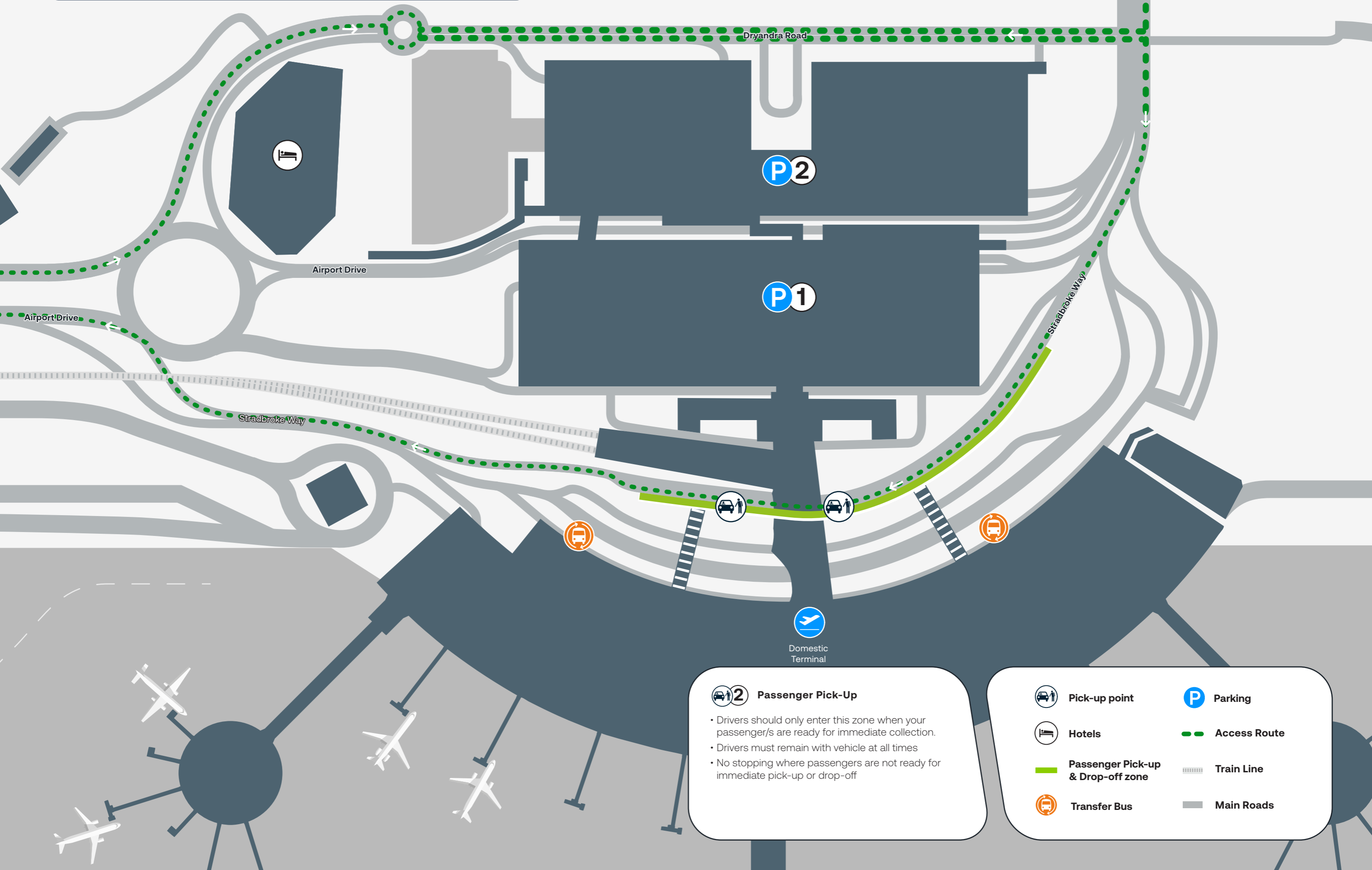
Main Roads



 **Passenger Pick-up**

- Follow green signage to Passenger Pick-Up
- Driver must remain in vehicle at all times

 Pick-up point	 Access Route
 Passenger Pick-up zone	 Train Line
 Parking	 Main Roads



Passenger Pick-Up

- Drivers should only enter this zone when your passenger/s are ready for immediate collection.
- Drivers must remain with vehicle at all times
- No stopping where passengers are not ready for immediate pick-up or drop-off

Pick-up point

Hotels

Passenger Pick-up & Drop-off zone

Transfer Bus

Parking

Access Route

Train Line

Main Roads